



Sailing Season 2025 – 2026

Version 3

Keelboats, Etchells, Dragons, 2.4mR, VXOnes

Sailing Instructions

Effective October 5th 2025

Version	Issued date	Revision
1	23/9/2025	Initial release
2	2/10/2025	Remove passing/rounding marks in keelboat courses
3	2/10/2025	Change Effective Date to 5 th October 2025

The Organising Authority is the Royal Brighton Yacht Club Inc (RBYC)

1. RULES

- 1.1. All races will be governed by the rules as defined in The Racing Rules of Sailing (RRS).
- 1.2. The Australian Sailing Special Regulations Part 1, Sections 1 – 6, shall apply for Keelboats.
- 1.3. The ORCc system will apply where applicable. The “Single Number, Windward/Leeward” rating will be used for windward/leeward races and the “Single Number All Purpose” for all other races.
- 1.4. The Australian Measurement System (AMS) where applicable.
- 1.5. The Australian Sailing Keelboat Handicap Rule (PHS) where applicable.
- 1.6. Appendix T Arbitration shall apply.
- 1.7. Vision impaired sailors may request an approximate bearing and distance to the next mark. This changes RRS 41.
- 1.8. Should the weather forecast be for challenging conditions, for example, 22 - 25 knots with a difficult sea state, the Race Officer can at their discretion change the course from Windward/Leeward to a Passage Race.
- 1.9. Should the weather forecast be unsuited to run One Design racing or there are insufficient boats to do so, the Sailing office can at their discretion change keelboat racing to a Tower Start Tower finish

2. CHANGES TO SAILING INSTRUCTIONS

Any change to the Sailing Instructions will be posted not less than two hours before they take effect, except that any change to the schedule of races will be posted by 1800 hours on the day before it will take effect.

3. NOTICE TO COMPETITORS

Notices to competitors will be posted online on the Official Notice Board located at <https://sailingresults.net/sa/notice/default.aspx?ID=3>

4. SIGNALS MADE ASHORE

- 4.1. Signals made ashore will be displayed on the flag mast situated on the western perimeter of the RBYC property. Repeats of these signals may be displayed on flag masts located at the Race Control Tower or the Hard Stand Area on the Middle Brighton Pier.
- 4.2. When flag AP is displayed ashore, '1 minute' is replaced with 'not less than 30 minutes' in the race signal AP.

5. SCHEDULE OF RACES

- 5.1. The Schedule of Races and start times will be published in the RBYC Sailing Calendar <https://rbyc.org.au/rbyc-calendar/>.
- 5.2. Should the weather forecast be for challenging conditions, for example, 22 - 25 knots with a difficult sea state, the Race Officer can at their discretion change the course from Windward/Leeward to a Passage Race.

6. CLASS & BACKSTAY FLAGS

- 6.1. Class Flags - Each class flag will be the class insignia on a plain background. Class flags will be designated in the RBYC Sailing Calendar.
- 6.2. Backstay Flags - All competitors shall fly conspicuously from the backstay (in the absence of a backstay from the starboard shroud) an identifying flag approximately 300mm by 210mm as shown below.

Division	Class Flag	Back Stay Flag
Div 1	W	Blue
Div 2	E	Orange
Cruising	F	Pink
Comb (No Extras)	G	
Comb	R	

7. RACING AREAS

Racing will be on the waters of Port Phillip. See [Appendix D Racing Area](#).

8. THE COURSES

- 8.1. Courses designated Course "Boat/Boat" in the RBYC Sailing Calendar will be as described in [Appendix A – Boat Start/Finish Courses](#), with a Boat Start and Boat Finish.
- 8.2. Courses designated Course "Boat/Tower" in the RBYC Sailing Calendar will be as described in [Appendix B - Boat/Tower Courses](#) with a Boat Start and a Tower Finish.
- 8.3. Courses designated Course "Tower/Tower" in the RBYC Sailing Calendar will be as described in [Appendix C - Tower Courses](#) with a Tower Start and Finish.

9. MARKS

- 9.1. Laid Marks are described in Appendices [A](#), [B](#) & [C](#).
- 9.2. RBYC Fixed Marks are described as follows:

Mark	Colour	Approximate Position
1	Yellow *	37° 55'.63 S 144° 58'.24 E
2	Yellow *	37° 55'.40 S 144° 57'.37 E
3	Yellow *	37° 54'.46 S 144° 57'.16 E
4	Yellow *	37° 53'.61 S 144° 57'.08 E
5	Yellow *	37° 53'.81 S 144° 58'.46 E
6	Yellow *	37° 54.348S 144° 58.543E

*Marks have lights for night navigation.

9.3. Other Fixed Marks are described as follows:

Mark	Type	Approximate Position
R2	Recreation Mark	37° 54' 54S 144° 56'.30E
R3	Recreation Mark	37° 53'.26S 144° 56'.30E
R4	Recreation Mark	37° 50.70'S 144° 55.36 E
SG	Spoil Ground Mark	37° 59'.05S 144° 53'.00E
OA	Outer Anchorage	37° 56'.54S 144° 51'.30E
P2	Pipeline 2	37° 55'.25S 144° 53'.10E
P3	Pipeline 3	37° 53'.38S 144° 52'.80E

Note the above positions are shown on the current Australian Charts AUS 143, 154 and 155 or as modified in the Notices to Mariners issued by the Port of Melbourne.

10. PURSUIT RACES

- 10.1. When a race is designated 'Pursuit' in the RBYC Sailing Calendar, boats will be allocated a start time in minutes after the starting signal, i.e. when the Class Flag is lowered. A boat's start time will be the number of minutes after the Class Flag is lowered. A display in the Tower may count-up each minute after the starting signal.
- 10.2. The preparatory signal for a boat in a Pursuit race shall be 4 (four) minutes before her allocated handicap start time. This changes RRS26.
- 10.3. Boats racing in a Pursuit race shall not cross the start line between the Warning Signal and one minute prior to their start time. Boats that fail to comply may be scored **DNS** without a hearing.
- 10.4. **Twilight** Pursuit Races are designated 'No Extras' races. Boats shall use only a mainsail and one headsail at a time. The headsail shall be fully hanked, or attached by means of a luff groove device, to the forestay. Headsails may be poled out. This changes RRS 55.

11. AREAS THAT ARE OBSTRUCTIONS

The following area is designated as an obstruction:

DANGER - BONNET ROCK
Bonnet Rock is marked by an unlit starboard beacon located at 37° 54' .82 S 144°58' .81 E and is surrounded by VERY SHALLOW WATER. This pile shall be passed on the seaward side

12. THE START

12.1. The starting line is described as either of the following:

a) **Boat Start**

The starting line will be between a staff displaying an **orange** flag on the Committee Vessel and the starting mark on the port side of the Committee Vessel as designated in [Appendix A](#)

b) **Tower Start**

The starting line will be between the black vertical line displayed on the western side of the Race Control Tower and the starting mark (RBYC 6). A crowding mark may be laid off the breakwater. When laid, this mark shall be considered an extension of the Race Control Tower.

12.2. Boats racing in 'Fleet' race starting later than 5 minutes after the starting signal will be scored **DNS** without a hearing.

13. RECALLS

Individual recalls will be signalled in accordance with RRS 29.1 except for Pursuit Races, where Flag 'X' will remain displayed for 1 minute only. This changes RRS 29.1.

14. CHANGE OF THE NEXT LEG OF THE COURSE

To change the next leg of the course, the race committee will lay a new mark (or move the finishing line) and remove the original mark as soon as practicable. When in a subsequent change a new mark is replaced, it will be replaced by an original mark.

15. THE FINISH

15.1. **Boat Finish**

The finishing line will be between a staff displaying a **blue** flag on the Committee Vessel and the finishing mark on the starboard side of the Committee Vessel as designated in [Appendix A](#).

15.2. **Tower Finish**

The finishing line will be between the black vertical line displayed on the western side of the Race Control Tower and the finishing mark (RBYC Mark 6). A crowding mark may be laid off the breakwater. When laid, this mark shall be considered an extension of the Race Control Tower.

16. TIME LIMITS - Keelboats

16.1. The time limits for keelboats sailing Appendix A courses are as follows:

First boat time limit <i>minutes</i>	Finishing Window <i>minutes</i>
70	20

16.2. The time limits for other keelboat courses are as follows:

Appendix B&C Courses (excluding Twilight races)	17:30 hours or official sunset time whichever is the earliest
Twilight Races	2 hours or official sunset time whichever is the earliest

16.3. Any keelboat that has not finished within the time limit will be scored Time Limit Expired (**TLE**) without a hearing.

17. TIME LIMITS – One-Design Classes

17.1. The Target Time, Mark 1 Time Limit, Race Time Limit (see RRS 35), and the Finishing Window are shown in the table below.

Class	Target Time <i>minutes</i>	Mark 1 Time Limit <i>minutes</i>	Race Time Limit <i>minutes</i>	Finishing Window <i>minutes</i>
Etchells	40	20	60	20
Dragon	55	30	80	30
VX One	45	25	65	25
2.4mR	40	20	60	20

17.2. Boats failing to finish within the Finishing Window, and not subsequently retiring, penalised, or given redress, will be scored Time Limit Expired (**TLE**) without a hearing. The score for boats still racing at the close of the finish window will be scored TLE, 1 point more than the number of boats that finish.

17.3. Failure to meet the Target Time will not be grounds for redress. This changes RRS 62.1(a).

18. PROTESTS AND REQUESTS FOR REDRESS

18.1. Protests can be made online at following [Link to Online Protest Board](#) or via [Protest forms](#) available at the RBYC Sailing Office. Protests and requests for redress or reopening shall be posted online &/or delivered to the RBYC Sailing Office within the appropriate time limit.

- 18.2. The protest time limit is 120 minutes (2 hours) after the last boat has finished the last race of the day or the race committee signals no more racing today, whichever is later.
- 18.3. Notices will be posted no later than 30 minutes after the protest time limit to inform competitors of hearings in which they are parties or named as witnesses and where the hearings will be held.
- 18.4. Notices of protests by the race committee or protest committee will be posted to inform boats under RRS 61.1(b).

19. EQUIPMENT AND MEASUREMENT CHECKS

A boat or equipment may be inspected at any time for compliance with the class rules and sailing instructions. On the water, a boat can be instructed by a race committee equipment inspector or measurer to proceed immediately to a designated area for inspection.

20. COMMERCIAL SHIPPING

- 20.1. Marine regulations require that boats shall avoid commercial shipping. Boats which find themselves in danger of interfering with commercial shipping may use their engine to avoid interference and will not be penalised under RRS 42 provided that:
- a) it is used only as necessary to avoid the commercial shipping in question,
 - b) no advantage is gained through its use, and
 - c) a declaration containing a complete description of the circumstances is submitted to the Race Committee within the protest time limit.

This alters RRS 42.

- 20.2. Skippers are reminded of the requirement for competing boats to 'keep clear of commercial shipping at all times'. Boats should not cross commercial shipping channels where such crossing would interfere with the passage of commercial shipping or be so close as to cause concern for commercial shipping.
- 20.3. In accordance with section 2.19 of the *Port of Melbourne Regulations*, participants in the series are advised of the requirement to report any incident, hazard or obstruction, as soon as reasonably practical, to Port of Melbourne Vessel Traffic Services (VTS).

APPENDIX A – Boat Start/Boat Finish Courses

All courses use RBYC temporary laid marks.

Start and Finish at Committee Vessel (Start Boat).

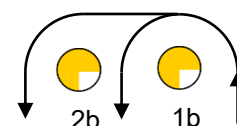
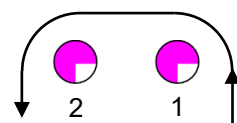
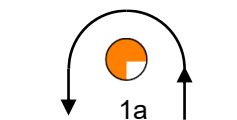
All marks are to be rounded to port except for gate marks.

If one of the gate marks is missing boats shall round the one existing leeward mark to port.

The Start line and the Finish Line are obstructions except when starting or finishing. Boats sailing through these obstructions will be scored DSQ without a hearing.

Description of Marks

Mark	Description
Start, 1b, 2b	Yellow
1, 2	Pink
1a, 3P/S, 4	Orange
Finish	Black/White checkered
1 Change mark	Pink & Black band
1a & 4 Change marks	Orange with black band
1b Change marks	Yellow with black band
3s & 3p Change marks	Yellow



Courses

Etchells, Dragon

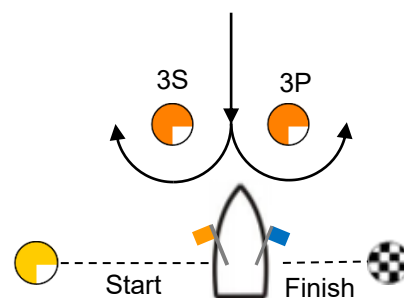
Course	Course to be sailed
1	Start – 1 - 2 - Finish
2	Start – 1 - 2 - 3p/s – 1 - 2 - Finish
3	Start – 1 - 2 - 3p/s – 1 - 2 - 3p/s – 1 - 2 - Finish

VX One

Course	Course to be sailed
1	Start – 1b – 2b - Finish
2	Start – 1b – 2b - 3p/s – 1b – 2b - Finish
3	Start – 1 - 2 - 3p/s – 1 - 2 - Finish

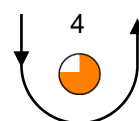
2.4mR

Course	Course to be sailed
1	Start – 1b – Finish
2	Start – 1b - 3p/s – 1b - Finish
3	Start – 1b - 3p/s – 1b - 3p/s – 1b - Finish



Other Keelboats

Course	Course to be sailed
1	Start – 1a – Finish
2	Start – 1a – 4 – 1a - Finish
3	Start – 1a – 4 – 1a - 4 – 1a -Finish



APPENDIX B - Boat/Tower Courses

- Courses use a mixture of laid gate marks, RBYC Fixed Marks (**1-6**) and other racing marks: **R2, R3, R4**, Spoil Ground (**SG**), Outer Anchorage (**OA**), Pipelines 2 & 3 (**P2, P3**).
- Boat Start from a Committee Vessel and Tower Finish.
- Gate Marks will be **PINK** inflatables, laid to weather of the start.

Note: A line between Point Gellibrand Light and Point Gellibrand is an obstruction.

Num	Wind & Start Dir'n	Nm	Leave Marks to	Course
4	N	14	Port	Start - Gate - R3 - R2 - 2 - 1 - 6 - 5 - R2 - 2 - 1 - Finish
5	N	18	Port	Start - Gate - R3 - R2 - 2 - 1 - 6 - 5 - R2 - 2 - 1 - 6 - 5 - 6 - 1 - Finish
6	N	20	Port	Start - Gate - R3 - R2 - 2 - 1 - 6 - 5 - R2 - 2 - 1 - 6 - 5 - R2 - 2 - 1 - Finish
7	N	15	Port	Start - Gate - R4 - R2 - 2 - 4 - R3 - R2 - 2 - 1 - Finish
8	N	20	Port	Start - Gate - R4 - R2 - 2 - 4 - R3 - R2 - 2 - 1 - 6 - 5 - 3 - 1 - Finish
9	N	21	Port	Start - Gate - 5 - R4 - SG - 1 - Finish
10	N	26	Port	Start - Gate - 5 - R4 - SG - 1 - 6 - 5 - 3 - 1 - Finish
11	NW	10	Port	Start - Gate - R3 - 1 - 3 - 1 - Finish
12	NW	15	Port	Start - Gate - R3 - 1 - 3 - 1 - 6 - 5 - 3 - 1 - Finish
13	NW	16	Port	Start - Gate - 4 - R2 - 2 - 1 - 6 - 5 - 3 - 1 - 6 - 5 - 6 - 1 - Finish
14	NW	14	Port	Start - Gate - R4 - R2 - 2 - 1 - 3 - R2 - 2 - 1 - Finish
15	NW	19	Port	Start - Gate - R4 - R2 - 2 - 1 - 3 - R2 - 2 - 1 - 6 - 5 - 3 - 1 - Finish
16	NW	25	Port	Start - Gate - R4 - R2 - R3 - R4 - R2 - 1 - 6 - 5 - R3 - R2 - 1 - Finish
17	W	11	Stbd	Start - Gate - R2 - 4 - 6 - R2 - 4 - 5 - Finish
18	W	11	Stbd	Start - Gate - P2 - R3 - 5 - Finish
19	W	19	Stbd	Start - Gate - P2 - R3 - R2 - P2 - 4 - 5 - Finish
20	W	23	Stbd	Start - Gate - P2 - R3 - 5 - 6 - 2 - P2 - R3 - 5 - Finish
21	SW	10	Stbd	Start - Gate - R2 - R3 - 5 - 6 - 2 - 5 - Finish
22	SW	14	Stbd	Start - Gate - R2 - R3 - 5 - 6 - 2 - 5 - 6 - 2 - 5 - Finish
23	SW	17	Stbd	Start - Gate - SG - P2 - R3 - 5 - Finish
24	SW	18	Stbd	Start - Gate - SG - P3 - R3 - 5 - Finish
25	SW	21	Stbd	Start - Gate - SG - P2 - R3 - 5 - 6 - 2 - 3 - 5 - Finish
26	SW	23	Stbd	Start - Gate - SG - P3 - R3 - 5 - 6 - 2 - 3 - 5 - Finish
27	S	12	Stbd	Start - Gate - 2 - R2 - R3 - 5 - 6 - 1 - 6 - 5 - Finish
28	S	16	Stbd	Start - Gate - 2 - R2 - R3 - 5 - 6 - 1 - 6 - 5 - 6 - 1 - 6 - 5 - Finish
29	S	18	Stbd	Start - Gate - 2 - R2 - R4 - 2 - R2 - R3 - 5 - Finish
30	S	23	Stbd	Start - Gate - 2 - R2 - R4 - 2 - R2 - R3 - 5 - 6 - 1 - 3 - 5 - Finish
31	S	21	Stbd	Start - Gate - SG - OA - R4 - 5 - Finish
32	S	26	Stbd	Start - Gate - SG - OA - R4 - 5 - 6 - 1 - 3 - 5 - Finish
33	SE	12	Stbd	Start - Gate - 1 - 2 - R3 - 6 - 3 - 4 - 5 - Finish
34	SE	15	Stbd	Start - Gate - 1 - 2 - R3 - 4 - 6 - 3 - 4 - 6 - 3 - 4 - 5 - Finish
35	SE	16	Stbd	Start - Gate - 1 - P2 - R4 - 5 - Finish
36	SE	21	Stbd	Start - Gate - 1 - P2 - R4 - 5 - 6 - 1 - 3 - 5 - Finish

Num	Wind & Start Dir'n	Nm	Leave Marks to	Course
37	SE	25	Stbd	Start - Gate – 1 - OA - P3 - R2 - P2 - R3 - Finish
38	SE	30	Stbd	Start - Gate – 1 - OA - P3 - R2 - P2 - R3 - 6 - R3 – 5 - Finish
39	E	10	Port	Start - Gate - R3 - R2 - 2 - 6 - 5 - 6 - 2 - Finish
40	E	14	Port	Start - Gate - R3 - R2 - 2 - 6 - 5 - 6 - 2 - 6 - 5 - 6 - 2 - Finish
41	E	15	Port	Start - Gate – 4 - R2 - 6 - 4 - R2 - 6 - 4 - R2 – 5 - Finish
42	E	15	Port	Start - Gate - P2 - 1 - R2 - 1 - Finish
43	E	20	Port	Start - Gate - P2 - 1 - R2 - 1 - 6 - R2 - 1 - Finish
44	E	24	Port	Start - Gate – 5 - R3 - P2 - 1 - R2 - P2 - 1 - Finish
45	E	31	Port	Start - Gate – 5 - R3 - P2 - 1 - R2 - P2 - 1 - 6 - 5 - R3 - R2 - 5 - Finish
46	NE	17	Port	Start - Gate – 5 - R3 - P2 - R2 - 4 - R3 - R2 - 2 - Finish
47	NE	18	Port	Start - Gate - R3 - P3 - SG - 1- Finish
48	NE	22	Port	Start - Gate – 5 - R3 - P2 - R2 - 4 - R3 - R2 - 2 - 6 - 5 - 3 - 2 - Finish
49	NE	24	Port	Start - Gate - R3 - P3 - SG - 2 - 6 - 5 - R3 - R2 - 2 - Finish

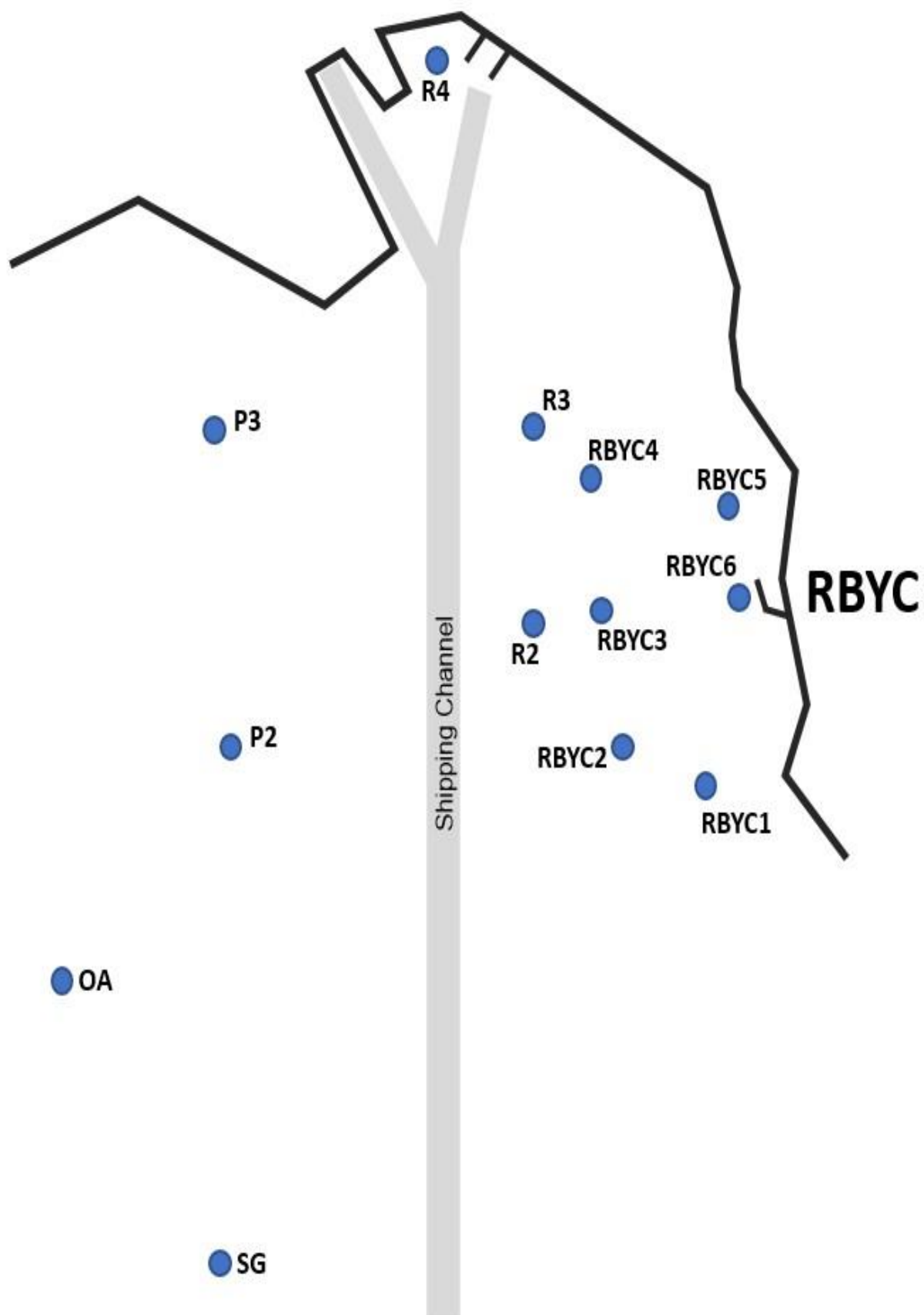
APPENDIX C Tower Courses

Tower Start and Tower Finish. All courses use Fixed Marks.

Num	Wind	Nm	Start Dir'n	Leave Marks to	Course
50	E	6	Nth	Port	Start - 5 - R2 - 1 - Finish
51	E	8	Nth	Port	Start - 5 - 3 - 5 - 3 - 1 - Finish
52	E	10	Nth	Port	Start - 5 - 4 - 3 - 6 - 5 - 4 - 3 - 1 - Finish
53	E	9	Nth	Port	Start - 5 - 4 - 6 - 5 - 4 - 3 - 1 - Finish
54	NE	7	Nth	Port	Start - 5 - R3 - 2 - Finish
55	NE	9	Sth	Port	Start - 2 - 6 - 3 - 2 - 6 - 2 - Finish
56	NE	11	Sth	Port	Start - 2 - 6 - 2 - 6 - 2 - 6 - 2 - Finish
57	N	4	Nth	Port	Start - 5 - 6 - 1 - Finish
58	N	5	Nth	Port	Start - 5 - 3 - 1 - Finish
59	N	6	Nth	Port	Start - 5 - 4 - 1 - Finish
60	N	7	Nth	Port	Start - 5 - 4 - R2 - 1 - Finish
61	N	7	Nth	Port	Start - 5 - R3 - R2 - 2 - 1 - Finish
62	N	8	Nth	Port	Start - 5 - 4 - 3 - 4 - 3 - 1 - Finish
63	N	9	Nth	Port	Start - 5 - 3 - 1 - 6 - 5 - 6 - 1 - Finish
64	N	10	Nth	Port	Start - 5 - 4 - 2 - 4 - 3 - 1 - Finish
65	N	10	Nth	Port	Start - 5 - 4 - 2 - 4 - 2 - 1 - Finish
66	N	10	Nth	Port	Start - 5 - 4 - 1 - 5 - 6 - 1 - Finish
67	N	10	Nth	Port	Start - 5 - 2 - 1 - 6 - 4 - 1 - Finish
68	N	10	Nth	Port	Start - 5 - R2 - 2 - 1 - 6 - 1 - Finish
69	N	10	Nth	Port	Start - 5 - 3 - 1 - 6 - 4 - 1 - Finish
70	N	11	Nth	Port	Start - 5 - R2 - 1 - 4 - 1 - Finish
71	N	12	Nth	Port	Start - 5 - R2 - 2 - 1 - 6 - 4 - 1 - Finish
72	N	14	Nth	Port	Start - 5 - 3 - 1 - 6 - 5 - 6 - 1 - 6 - 5 - 3 - 1 - Finish
73	NW	5	Nth	Port	Start - 5 - 4 - 2 - Finish
74	NW	6	Nth	Port	Start - 5 - 4 - 3 - 1 - Finish
75	NW	7	Nth	Port	Start - 5 - R3 - 1 - Finish
76	NW	9	Nth	Port	Start - 5 - 4 - 3 - 6 - 4 - 1 - Finish

Num	Wind	Nm	Start Dir'n	Leave Marks to	Course
77	NW	13	Nth	Port	Start - 5 - 4 - 2 - 6 - 4 - 6 - 5 - 4 - 1 - Finish
78	SE	6	Nth	Port	Start - 5 - R2 - 1 - Finish
79	SE	10	Nth	Port	Start - 5 - 4 - 3 - 2 - 6 - 4 - 3 - Finish (northerly direction)
80	SE	11	Nth	Port	Start - 5 - 4 - 1 - 6 - 4 - 1 - Finish
81	S	4	Sth	Stbd	Start - 1 - 6 - 5 - Finish
82	S	5	Sth	Stbd	Start - 1 - 2 - 5 - Finish
83	S	5	Sth	Stbd	Start - 1 - 3 - 5 - Finish
84	S	6	Sth	Stbd	Start - 1 - R3 - 5 - Finish
85	S	7	Sth	Stbd	Start - 1 - R2 - 4 - 5 - Finish
86	S	9	Sth	Stbd	Start - 1 - 3 - 5 - 6 - 2 - 5 - Finish
87	S	9	Sth	Stbd	Start - 1 - 3 - 5 - 6 - 1 - 6 - 5 - Finish
88	S	10	Sth	Stbd	Start - 1 - 4 - 5 - 6 - 2 - 5 - Finish
89	S	11	Sth	Stbd	Start - 2 - R3 - 5 - 6 - 1 - 6 - 5 - Finish
90	S	13	Sth	Stbd	Start - 1 - 6 - 5 - 6 - 1 - 6 - 5 - 6 - 1 - 6 - 5 - Finish
91	S	14	Sth	Stbd	Start - 1 - 3 - 5 - 6 - 1 - 6 - 5 - 6 - 1 - 3 - 5 - Finish
92	SW	4	Sth	Stbd	Start - 2 - 3 - 5 - Finish
93	SW	7	Sth	Stbd	Start - 2 - R3 - 5 - Finish
94	SW	8	Sth	Stbd	Start - 2 - 5 - 6 - 2 - 5 - Finish
95	SW	8	Sth	Stbd	Start - 2 - 3 - 5 - 6 - 2 - 5 - Finish
96	SW	9	Sth	Stbd	Start - 2 - 4 - 5 - 6 - 2 - 5 - Finish
97	SW	13	Sth	Stbd	Start - 2 - 3 - 5 - 6 - 2 - 5 - 6 - 2 - 3 - 5 - Finish
98	W/NW	7	Nth	Port	Start - R3 - R2 - 2 - Finish
99	SW	3	Sth	Stbd	Start - 1 - Finish

APPENDIX D Racing Area (not for navigation)



APPENDIX E - Useful phone numbers

"Brighton Tower", "Brighton Base", "Harry T"	VHF 77
Water Police	VHF 16
Harbour Master	VHF 12
Royal Brighton Yacht Club	03 9592 3092
Water Police Williamstown	03 9399 7500
Melbourne Harbour Master	03 8347 8300
Phil Hall - GM	0437 454 998
Colin Burgess – Boating Manager	0418 240 313
Murray Cowdell – RO	0419 361 546
Paul Pascoe - RO	0417 277 264
Peter Austin - RO	0467 560 502
Rod McKenna – RO	0416 190 944
Patrick Purcell - RO	0413 224 333
Australian Volunteer Coast Guard Sandringham	03 9598 7003
Bayside Police	03 8530 5100
Poisons Information	13 11 26
Brighton Medical Clinic 26 Carpenter St, Brighton	03 9592 0222
Sandringham Hospital - 24 hours	03 9076 1000